



Photoelectric Sensor E series

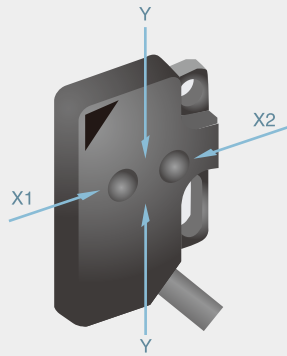
Super side-sense type **ET-S series Thru-beam type** **ED-S series Diffuse Reflective type**

(Sensing distance : 500mm)
 · ET-S500NL,3,4 / ND,3,4
 · ET-S500PL,3,4 / PD,3,4

(Sensing distance : 30mm)
 · ED-S30NL,3,4 / ND,3,4
 · ED-S30PL,3,4 / PD,3,4

Next page →

Reference (typical)

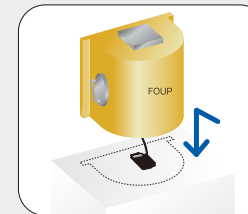


Repeat Accuracy

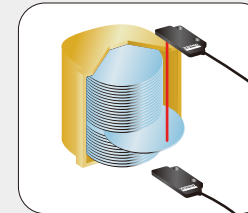
EL-30			EL-15			EL-08		
X1	X2	Y	X1	X2	Y	X1	X2	Y
0.8	0.8	0.8	0.3	0.3	0.3	0.1	0.1	0.1

(Unit : mm)

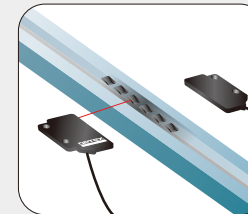
Applications



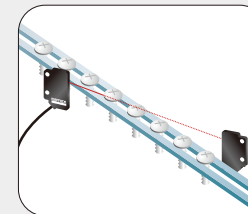
Detecting presence of FOUP



Detection of wafer extending from cassette



Detecting parts presence from parts feeder




Detecting screws at output of feeder

- **Super Side-sense Type projects the beam from the 5mm(0.19 inch) of wide edge of the sensor.**
- **M8 pig-tail connector types are available for all models.**
- **Tough mechanics. 100G Shock Resistance and IP67 Water tightness.**
- **Easily visible indicator LED can be seen even from the back.**

Features

2 type select

M8 pig-Tail connector for easy maintenance.



Super Side-Sense type



M8 Pig-Tail



Flat type - Front Sense

IP67 rating
RoHS compliant



Operating LED visible in the back

It's convenient. Verifying the operation of the sensor is easy.



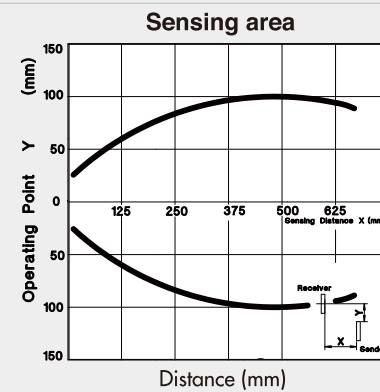
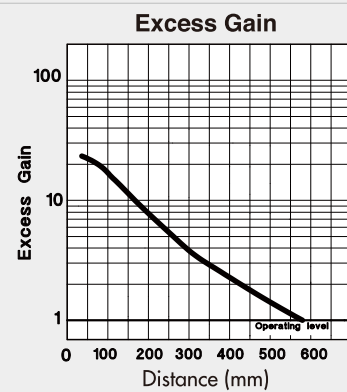
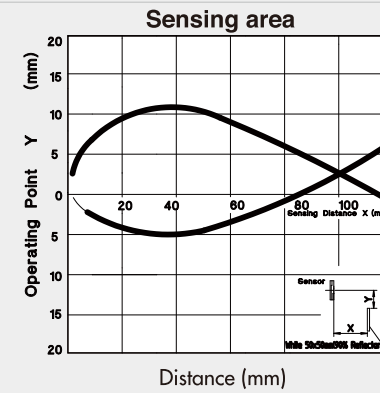
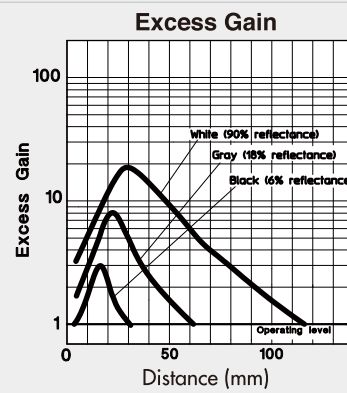
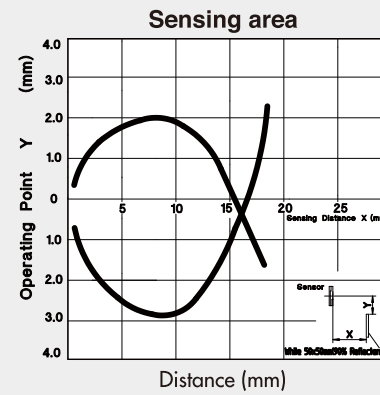
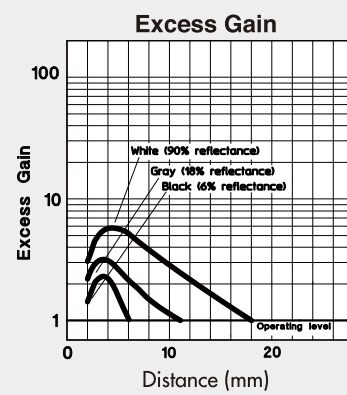
Front view

Back view

Universal mounting holes.
Flexible mounting for easy installation.



3.5mm thin dimensions (Flat type)
Leading edge of sensing functions are designed in this thin size. Ideal for space saving.
(Side sense type : 5mm)



**EL-S series
Convergent type**

(Sensing distance : 15mm)
· EL-S15NL,3,4 / ND,3,4
· EL-S15PL,3,4 / PD,3,4

Flat type

**ET series
Thru-beam type**

(Sensing distance : 500mm)
· ET-500NL,3,4 / ND,3,4
· ET-500PL,3,4 / PD,3,4

**ED series
Diffuse Reflective type**

(Sensing distance : 100mm)
· ED-100NL,3,4 / ND,3,4
· ED-100PL,3,4 / PD,3,4

**EL series
Convergent type**

(Sensing distance : 5 - 30mm)
· EL-30NL,3,4 / ND,3,4
· EL-30PL,3,4 / PD,3,4

(Sensing distance : 2 - 15mm)
· EL-15NL,3,4 / ND,3,4
· EL-15PL,3,4 / PD,3,4

(Sensing distance : 3 - 8mm)
· EL-08NL,3,4 / ND,3,4
· EL-08PL,3,4 / PD,3,4

Super Side-Sense type



Unique Side-Sensing Type available in Diffuse, Convergent and Thru-Beam. M8 Pigtail models in both 3 and 4 pin types.

**EL-S series
Convergent Type**

15mm (0.6 inch) sensing distance. Light-On/Dark-On models available. +/-0.1 mm (0.004 inch) repeat accuracy. 2mm (0.07 inch) project spot diameter at 15mm distance. 0.5 msec. response speed.


**ED-S series
Diffuse Reflective Type**

30mm sensing distance. Light-On/Dark-On models available. +/-0.05mm (0.002 inch) repeat accuracy. 30mm sensing distance with 10% Hysteresis.

**ET-S series
Thru-Beam Type**

500mm (19.7 inch) sensing distance. Light-On/Dark-On models available. +/-0.1mm (0.004 inch) repeat accuracy. 0.25 msec. response speed.

Flat type - Front Sense



Thin and flat design for space saving. Three different models of Convergent models.

**EL - series
Convergent Type**

3 different sensing distance are available. 30mm (1.18 inch), 15mm (0.6 inch), and 8mm (0.31 inch) for close installation. Compact housing is ideal for space saving.

**ED - series
Diffuse Reflective Type**

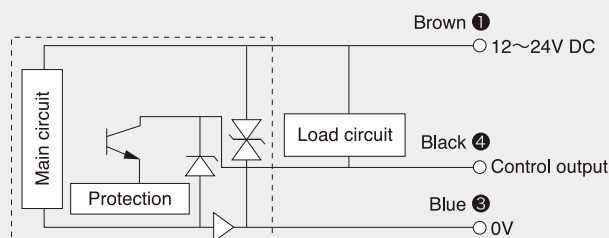
Standard diffuse reflective type with 100mm (3.94 inch) sensing distance.

**ET - series
Thru-Beam Type**

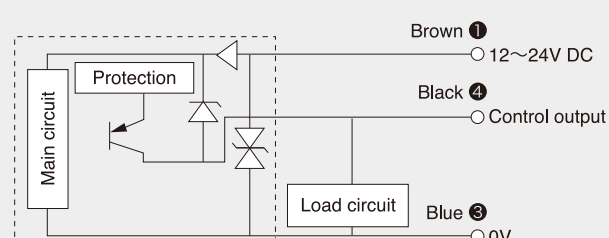
0.5msec response speed and sharp optical system designed in 12 x 20 x 3.5 mm dimensions.

Circuit diagram

NPN output



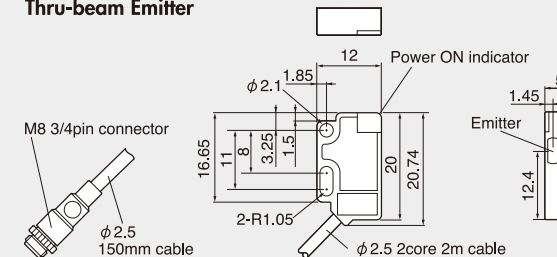
PNP output



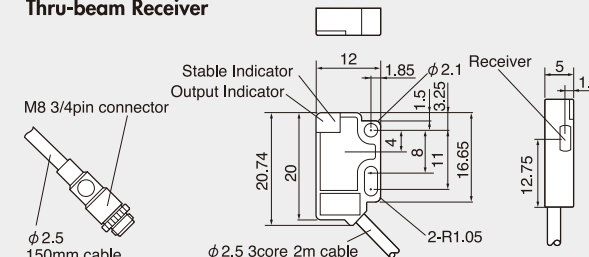
Dimensions

Super side - Sensing type

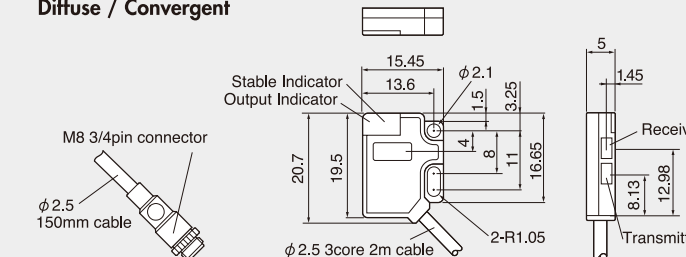
Thru-beam Emitter



Thru-beam Receiver



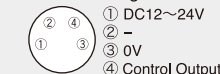
Diffuse / Convergent



<3 Pin configuration>

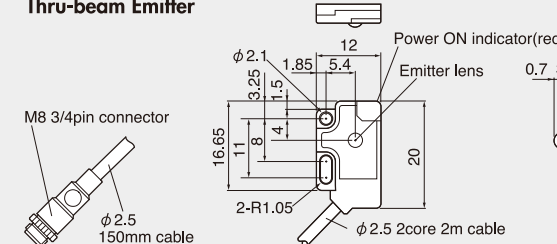


<4 Pin configuration>

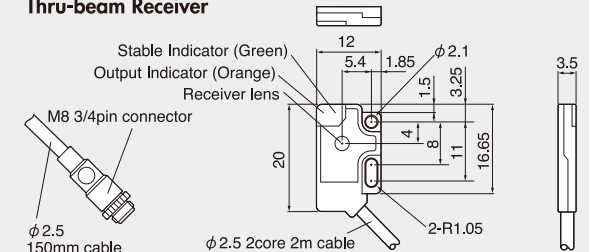


Flat type - Front Sensing

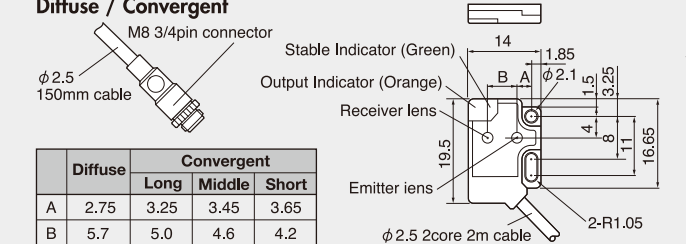
Thru-beam Emitter



Thru-beam Receiver



Diffuse / Convergent



	Convergent		
	Long	Middle	Short
A	2.75	3.25	3.45
B	5.7	5.0	4.6

<3 Pin configuration>



<4 Pin configuration>



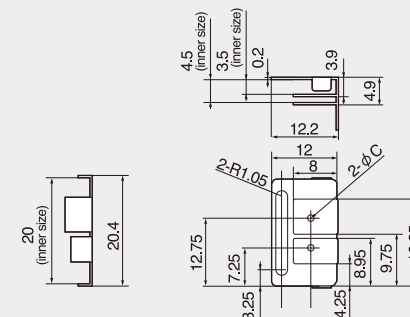
Options

Slit mask

BL-W2F-1(= φ 1mm)
BL-W2F-1.5(= φ 1.5mm)

	BL-W2F-1	BL-W2F-1.5
C	1	1.5
D	1	1.5

Material: SUS304 t=0.2



(Unit : mm)

Specifications

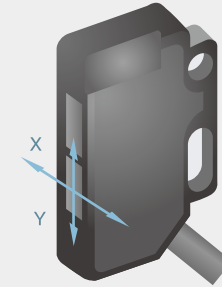
Super Side - Sensing type

Model		Diffuse 30mm	Convergent 15mm	Thru-beam 500mm	
NPN type	Light ON	2m cable	ED-S30NL	EL-S15NL	ET-S500NL
		M8 pigtail - 3pin	ED-S30NL3	EL-S15NL3	ET-S500NL3
	Dark ON	M8 pigtail - 3pin	ED-S30ND3	EL-S15ND3	ET-S500ND3
		M8 pigtail - 4pin	ED-S30ND4	EL-S15ND4	ET-S500ND4
PNP type	Light ON	2m cable	ED-S30PL	EL-S15PL	ET-S500PL
		M8 pigtail - 3pin	ED-S30PL3	EL-S15PL3	ET-S500PL3
	Dark ON	M8 pigtail - 3pin	ED-S30PD3	EL-S15PD3	ET-S500PD3
		M8 pigtail - 4pin	ED-S30PD4	EL-S15PD4	ET-S500PD4
Supply voltage		DC 12 to 24V ±10% Inc. 10% ripple			
Power consumption		20mA Max			
Sensing distance		30mm	2 - 15mm	500mm	
Spot size		φ 3mm @ 30mm	φ 2mm @ 15mm	φ 60mm @ 500mm	
Objects		Not restricted			
Repeat accuracy		±0.05mm Max			
Response time		0.25msec(ET), 0.5msec(ED,EL)			
Light source		Red LED			
Hysteresis		10%			
Control output		NPN or PNP Open collector, 1.8V -50mA			
Environmental illuminance		Sunlight 10,000 lx Max Incandescent lamp 3,000 lx Max			
Operating temp / humidity		-25 up to 55 °C / 35 up to 85%			
Storage conditions		-40 up to 70 °C / 35 up to 95%			
Noise resistance		EN60947-5-2:1998 (Immunity) EN60947-5-2:1998 (radiation)			
Vibration resistance		10 to 55Hz, 1.5mm, X-Y-Z each for 2 hours			
Shock resistance		1000m/S ² , X-Y-Z each for 3 times			
Protection category		IP67			
Warm-up time		100ms			
LED Indicator		Green (stable), Orange (output), Red (Power of emitter : ET type)			
Connector and cable		2m cable, φ 2.5mm 3 cores (2 cores for emitter) / M8 Pigtail 150 mm			
Circuit protection		Over Current, Reverse Polarity, Short Circuit			
Material		PC			
Conformity		CE			

Flat type - Front Sensing

Model		Diffuse 100mm	Convergent 8/15/30mm	Thru-beam 500mm			
NPN type	Light ON	2m cable	ED-100NL	EL-30NL	EL-15NL	EL-08NL	ET-500NL
		M8 pigtail - 3pin	ED-100NL3	EL-30NL3	EL-15NL3	EL-08NL3	ET-500NL3
	Dark ON	M8 pigtail - 3pin	ED-100ND3	EL-30ND3	EL-15ND3	EL-08ND3	ET-500ND3
		M8 pigtail - 4pin	ED-100ND4	EL-30ND4	EL-15ND4	EL-08ND4	ET-500ND4
PNP type	Light ON	2m cable	ED-100PL	EL-30PL	EL-15PL	EL-08PL	ET-500PL
		M8 pigtail - 3pin	ED-100PL3	EL-30PL3	EL-15PL3	EL-08PL3	ET-500PL3
	Dark ON	M8 pigtail - 3pin	ED-100PD3	EL-30PD3	EL-15PD3	EL-08PD3	ET-500PD3
		M8 pigtail - 4pin	ED-100PD4	EL-30PD4	EL-15PD4	EL-08PD4	ET-500PD4
Supply voltage		DC 12 to 24V ±10% Inc. 10% ripple					
Power consumption		20mA Max					
Sensing distance		100mm	5 - 30mm	2 - 15mm	3 - 8mm	500mm	
Spot size		φ 60mm @ 100mm	φ 20mm @ 30mm	φ 10mm @ 15mm	φ 10mm @ 8mm	φ 140mm @ 500mm	
Objects		Not restricted					
Response time		0.5msec Max					
Hysteresis		White Paper : 10% (EL-08 and EL-15), 15% (EL-30 and EL-100)					
Control output		NPN or PNP Open collector, 50mA Max / 24V DC					
Environmental illuminance		Sun light: 10,000 lux Max, Incandescent lamp: 3,000 lux Max					
Operating temp / humidity		-25 up to 55 °C / 35 up to 85%					
Storage temp / humidity		-40 up to 70 °C / 35 up to 95%					
Noise resistance		EN60947-5-2:1998 (Immunity) EN60947-5-2:1998 (radiation)					
Vibration resistance		10 to 55Hz, 1.5mm, X-Y-Z each for 2 hours					
Shock resistance		1000m/S ² , X-Y-Z each for 3 times					
Protection category		IP67					
Warm-up time		15msec					
LED Indicator		Green (stable), Orange (output), Red (Power of emitter : ET type)					
Operating mode		Light ON / Dark ON selectable					
Connector and cable		2m cable, φ 2.5mm 3 conductors (2 conductors for emitter) / M8 Pigtail 150 mm					
Circuit protection		Over Current, Reverse Polarity, Short Circuit					
Material		PC					
Conformity		CE					

Reference (typical)

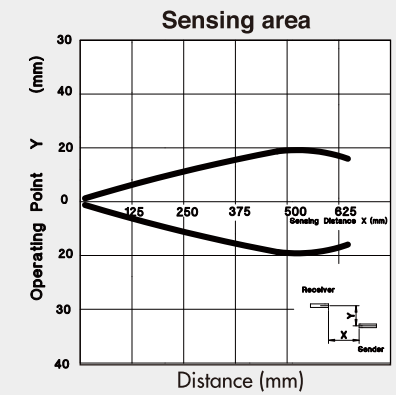
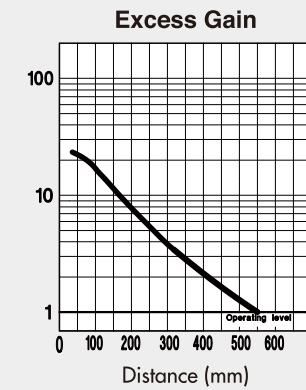


Repeat Accuracy

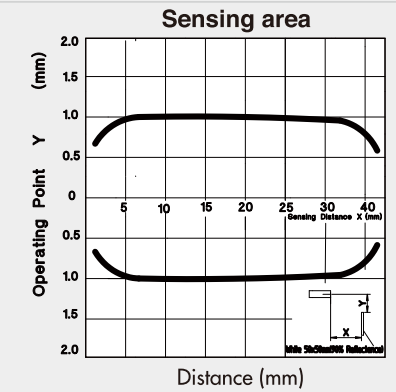
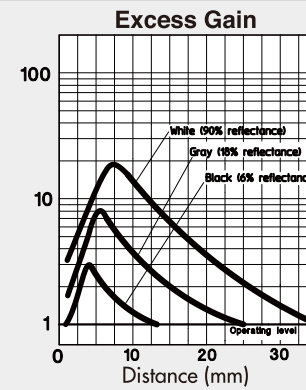
ET-S500		EL-S30		ET-S15	
X	Y	X	Y	X	Y
0.1	0.1	0.05	0.05	0.05	0.05

(Unit : mm)

ET-S500



ED-S30



EL-S15

